








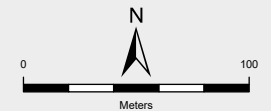


Stage 3 Environmental Assessment at Somerton Park

-  EPA Assessment Area
-  Stage 3 Assessment Area Expansion
-  Suburbs
-  Parcels
-  Residential
-  Commercial/Industry/Vacant
-  Parks and Reserves
-  Education
-  Public Institution



Produced by Environment Protection Authority
GPO Box 2607 Adelaide SA 5001
www.epa.sa.gov.au

Data Source DEW, EPA

Compiled 6/01/2025

Projection Lambert Conformal Conic

Datum Geocentric Datum of Australia, 2020

© Copyright Environment Protection Authority 2023. All Rights Reserved. All works and information displayed are subject to Copyright. For the reproduction or publication beyond that permitted by the Copyright Act 1968 (Cwth) written permission must be sought from the Department.

Although every effort has been made to ensure the accuracy of the information displayed, the Department, its agents, officers and employees make no representations, either express or implied, that the information displayed is accurate or fit for any purpose and expressly disclaims all liability for loss or damage arising from reliance upon the information displayed.

