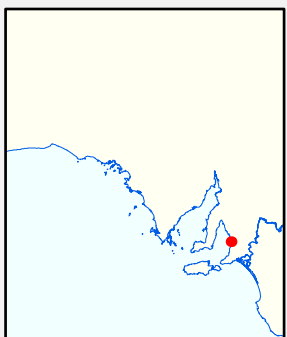
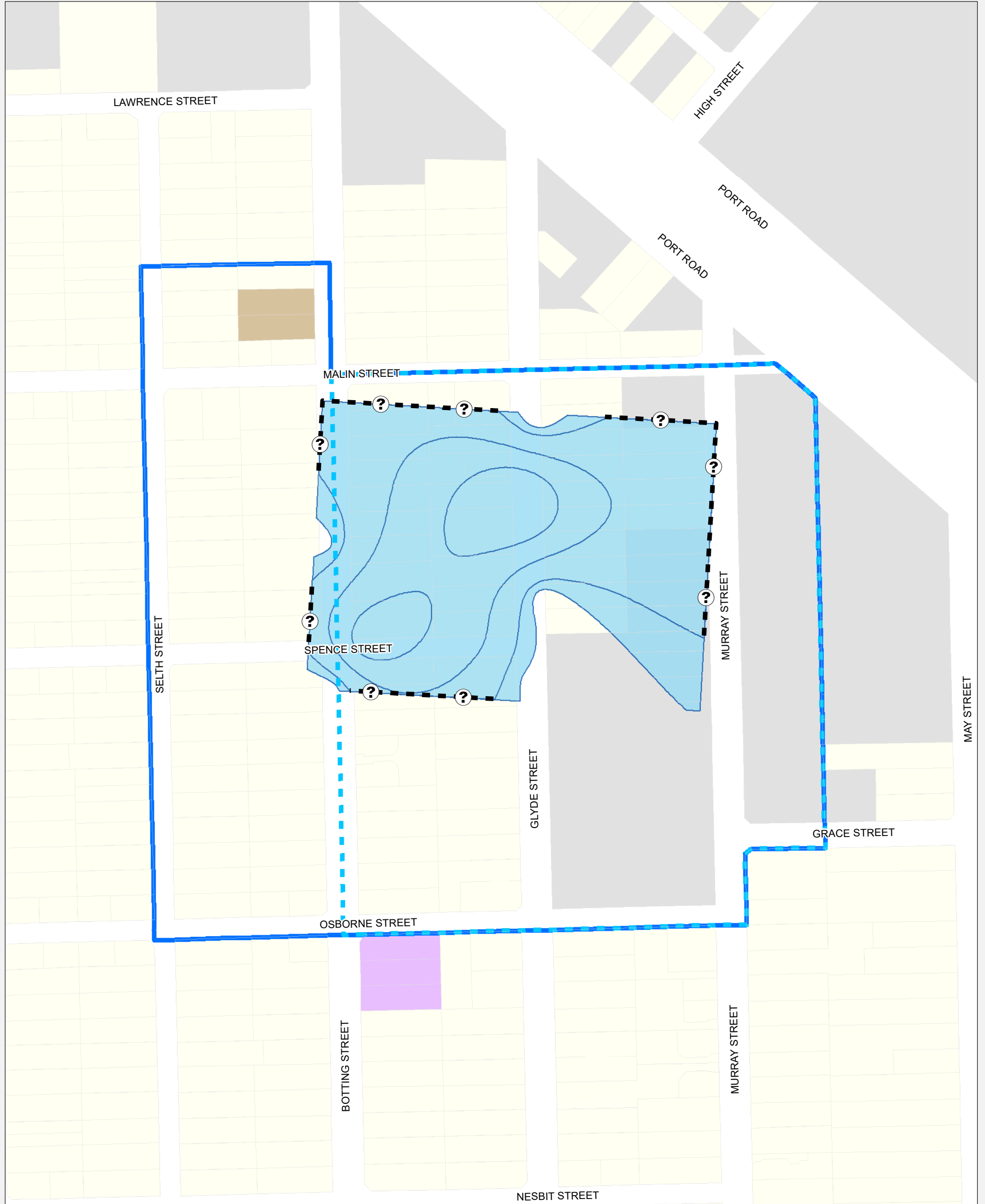
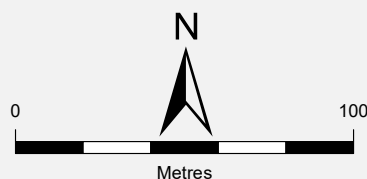


# Albert Park assessment area



- Inferred TCE soil vapour plume – Stage 1
- Residential
- Commercial/Industry/Vacant
- Education
- Public Institution
- Albert Park Assessment Area (Stage 2)
- Albert Park Assessment Area (Stage 1)
- Nature and Extent Unknown (TCE)



Produced by Knowledge, Information & Strategy  
 Environment Protection Authority  
 GPO Box 2607 Adelaide SA 5001  
 Web: [www.epa.sa.gov.au](http://www.epa.sa.gov.au)

Data Source: EPA, DEW  
 Compiled: 2 October, 2019  
 Projection: Lambert Conformal Conic  
 Datum: Geocentric Datum of Australia, 1994

© Copyright for Environment Protection Authority 2019. All Rights Reserved. All works and information displayed are subject to Copyright. For the reproduction or publication beyond that permitted by the Copyright Act 1968 (Cwth) written permission must be sought from the Authority.

Although every effort has been made to ensure the accuracy of the information displayed, the Authority, its agents, and officers and employees make no representations, either express or implied, that the information displayed is accurate or fit for any purpose and expressly disclaims all liability for loss or damage arising from reliance upon the information displayed.

